



BURROW'S

DESIGN & ENGINEERING • FAST ESTIMATING • ORDER ACCURACY • MATERIALS SUPPLY • ON-TIME DELIVERY • SMARTBUILD EFFICIENCY

COMPLETE POST-FRAME SOLUTIONS

FOR INDEPENDENT BUILDERS



YOUR PARTNER FOR SUCCESS...

We build better post-frame builders

BURROW'S is much more than a leading supplier of post-frame building materials. In addition to providing complete building packages, we offer value-added support services that enable builders to efficiently grow their business. Our commitment to customer support makes us the trusted partner for independent builders.



Our team supports you from start to finish, offering personal customer service, design assistance, building material insights, in-house manufacturing of wood trusses, metal roofing, siding and trim, and a wide range of available accessories and hardware. Backed by triple-checked order accuracy and timely delivery, we are your partner for complete post-frame solutions.

DESIGN & ENGINEERING

Burrow's takes the burden out of post-frame planning right from the start. Our knowledgeable coordinators are ready to share their insights, expertise, and experience to ensure your project is designed for optimal post-frame constructability and performance.

FAST ESTIMATING

We make it easy to quote post-frame buildings. Win more projects by helping your customers get the right building, at the right price. Working directly with an expert coordinator, estimates are generated based on your project's post-frame materials list.

ORDER ACCURACY

Accurate and reliable deliveries are essential to keep your post-frame projects on schedule and on budget. Our team members know what you need and what to look for as they inspect your order. Your materials are delivered following our rigorous quality-assurance process.

MATERIALS SUPPLY

Our convenient one-stop-shop solution means having all the supplies and services available to you to grow your business in less time. Our streamlined buying and delivery process helps you build faster and easier, without having to source materials from multiple providers.

ON-TIME DELIVERY

Burrow's dedicated fleet of trucks is ready to ship building materials when and where you need them. Our fleet carries the promise of quality building materials and accessories all the way to the construction site—with offloading on-site and not just at the roadway.

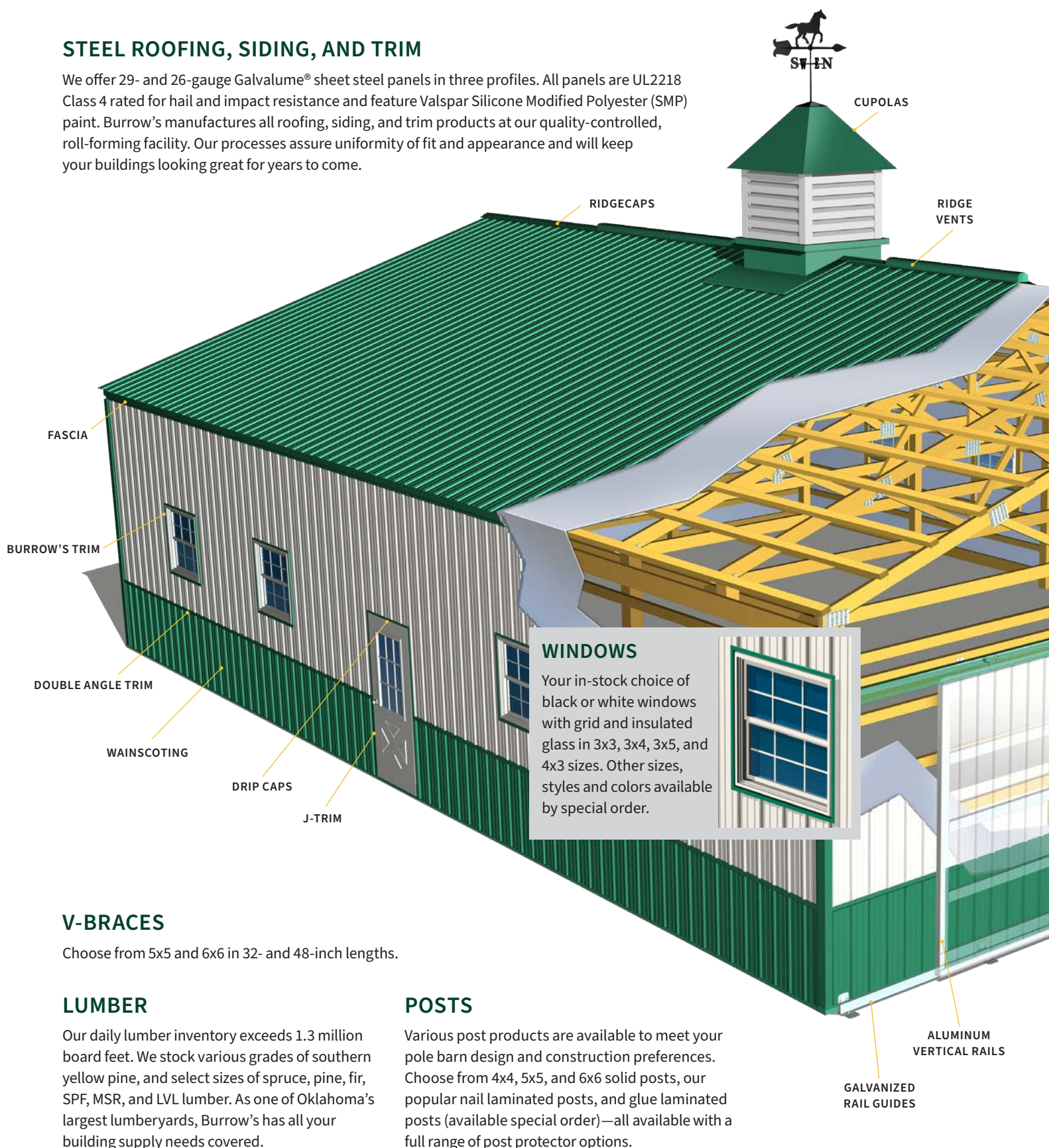
SMARTBUILD EFFICIENCY

Burrow's custom SmartBuild software is a turnkey 3D design solution that streamlines the entire process. Create customized post-frame building designs with ease, quickly generate customer estimates so you can win more projects and submit accurate material orders.

Everything you need, supplied the way you want

STEEL ROOFING, SIDING, AND TRIM

We offer 29- and 26-gauge Galvalume® sheet steel panels in three profiles. All panels are UL2218 Class 4 rated for hail and impact resistance and feature Valspar Silicone Modified Polyester (SMP) paint. Burrow's manufactures all roofing, siding, and trim products at our quality-controlled, roll-forming facility. Our processes assure uniformity of fit and appearance and will keep your buildings looking great for years to come.



V-BRACES

Choose from 5x5 and 6x6 in 32- and 48-inch lengths.

LUMBER

Our daily lumber inventory exceeds 1.3 million board feet. We stock various grades of southern yellow pine, and select sizes of spruce, pine, fir, SPF, MSR, and LVL lumber. As one of Oklahoma's largest lumberyards, Burrow's has all your building supply needs covered.

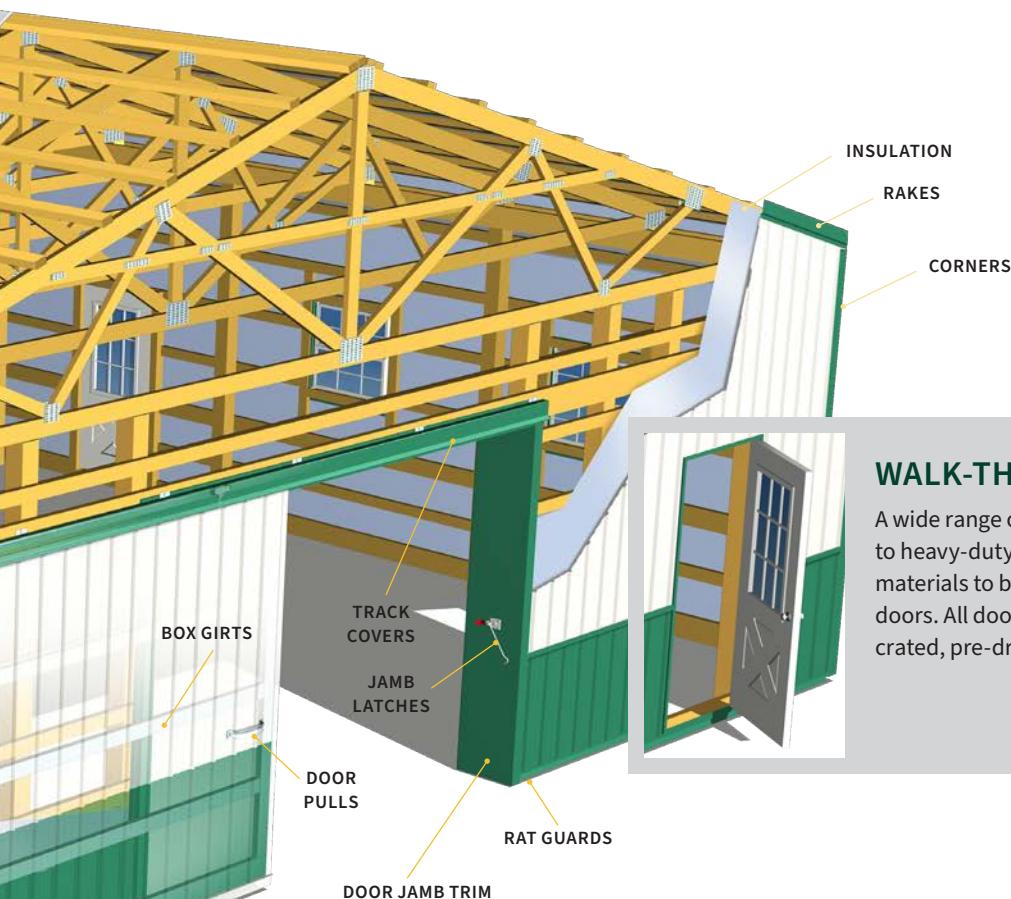
POSTS

Various post products are available to meet your pole barn design and construction preferences. Choose from 4x4, 5x5, and 6x6 solid posts, our popular nail laminated posts, and glue laminated posts (available special order)—all available with a full range of post protector options.



TRUSSES

Standard wood trusses are made with #2 southern yellow pine or as required by design in the top and bottom chords. Webs feature Southern Pine Inspection Bureau (SPIB) association grade stamped #3 lumber. Wood trusses can be designed for 20 to 100+ pound snow load and up to 155 mph wind. Five sizes in stock at all times. Custom sizes, styles, and specifications can be engineered, designed, and built with 4-7 day lead times.



WALK-THRU DOORS

A wide range of walk-thru doors from economy grade to heavy-duty steel frame and steel skin, Dutch doors, and materials to build both wood frame and steel frame sliding doors. All doors are pre-hung, individually cartoned or crated, pre-drilled for lock set, insulated, and prefinished.



SLIDING DOOR HARDWARE

- Square or round track
- Top mount or face mount
- Male and female vertical rails
- Box girts in 8-ft to 20-ft lengths
- All accessories available to fit slider doors, both single and split

SCREWS AND NAILS

- Metal-to-metal all lengths
- Metal-to-wood all lengths
- Framing screws
- Structural screws

OTHER ACCESSORIES

- Joist Hangers
- Hurricane Clips
- Carriage Bolts
- Inside and Outside Closures
- Vented Closures
- Post Protectors
- Cupolas
- Weathervanes
- Polyfoam
- Expandable Foam Tape (EMSEAL)
- Concrete anchor brackets
- Concrete screw and expansion anchors
- Insulation options

SLIDING
DOOR RAILS

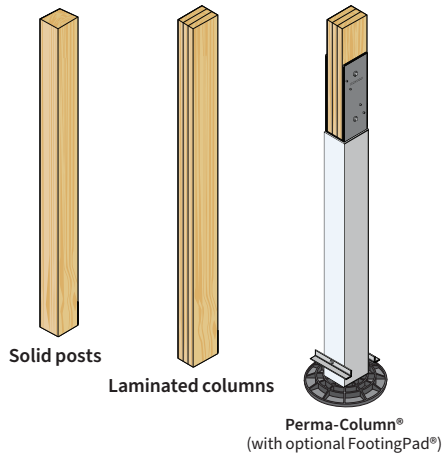


WOOD TRUSSES

We manufacture and supply all wood truss profiles, including common, scissor, mono, gambrel, loafing shed, attic, dual pitch commons, and RCA (monitor) trusses.

Truss sizes range from 4 to 80 feet in length. All trusses are engineered to the appropriate snow and wind loading, as well as top and bottom cord live and dead loading. We regularly provide trusses for 35+ pound snow loads and 120 mph wind loads.

Our full-line lumberyard with over 1.3 million board feet of inventory and high-capacity wood truss plant ensure quality post-frame products for timely delivery. We can produce well over one thousand wood trusses per week.



COLUMNS AND POSTS

In addition to solid posts and our popular nail-laminated columns, we offer glue-laminated columns by special order. All of our columns are available in a full range of post-protector options.

- 2x6 or 2x8 in 3- or 4-ply construction
- Fully- or combination-treated (.60 KDAT #1)
- Available in lengths 12ft to 34ft

Perma-Column® precast concrete columns provide the longest lasting foundation possible.

FLEXIBLE MATERIALS SUPPLY – Don't see it the way you want? Just ask!



LUMBER



TRUSS



ACCESSORIES

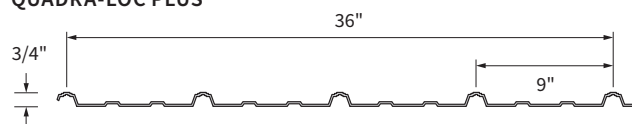


METAL PANELS

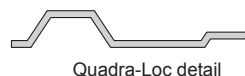
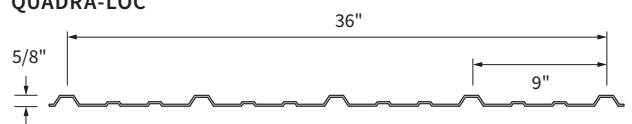
We manufacture all metal roofing, siding, and trim at our quality-controlled, roll-forming facility. With a large inventory of coil steel, we offer 29- and 26-gauge sheet steel panels in three profiles. Steel is UL2218 Class 4 rated for hail and impact resistance. All panels feature Sherwin Williams Silicone Modified Polyester (SMP) paint, powered by WeatherXL science and technology.

TRIM OFFERINGS: We offer a wide selection of trim in 29GA. We can also provide custom manufactured trim.

QUADRA-LOC PLUS



QUADRA-LOC



PAINT COLOR GUIDE for Roofing, Siding, and Trim

Choose from our vast selection of paint colors in 29- and 26-gauge steel.

Acrylic Galvalume	Evergreen (formerly Hunter Green)	Ivy Green (formerly Forest Green)	Burgundy	Brown	Rural Red (formerly Rustic Red)	Dark Red (formerly Radiant Red)	Crimson
Matte Black	Burnished Slate	Arctic White	Light Stone	Ivory	Tan	Copper Metallic	Ocean Blue
Gallery Blue	Charcoal	Alamo White	Ash Gray	Old Town Gray	Taupe	Buckskin	

Galvalume® is an internationally recognized trademark of BIEC International, Inc.

TEXTURED COLORS

Textured colors are available in 29-gauge steel only.

Arctic White Crinkle	Evergreen Crinkle	Burnished Slate Crinkle	Burgundy Crinkle	Dark Brown Crinkle	Rust Crinkle	Rustic Red Crinkle	Koko Brown Crinkle
Black Crinkle	Gallery Blue Crinkle	Charcoal Crinkle	Alamo White Crinkle	Ash Gray Crinkle	Light Stone Crinkle	Taupe Crinkle	Buckskin Crinkle

NOTE: Actual paint colors may differ from these printed swatches due to the limitations of the printing process. For actual paint colors please request a physical paint chip guide.

40-YEAR PAINT WARRANTY

Sherwin Williams WeatherXL Silicized Polyester 40-Year Limited Warranty backs our prime line of metal siding, roofing and trim products against changing color, chalking, cracking, fading and peeling for 40 years.



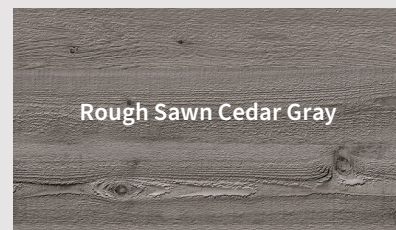
Warranty details



WOODGRAIN STEEL

for Siding and Trim

The natural look of wood with the proven performance of steel. Available in 26-gauge steel only.



20-YEAR CLEAR COAT WARRANTY

Tru-Steel HD® has a 20-Year Limited Warranty on the electron-beam clear-coat barrier protection that helps the steel withstand the elements.



YOUR SUCCESS IS OUR PRIORITY

Our family takes great pride in supporting your growth and assuring your success. We do whatever it takes to help make your post-frame business successful.

TRAINING

You will always have access to our knowledge of construction, design, and materials. Burrow's conducts hands-on training events that provide expert insights to elevate your team's skills and boost the quality, performance, and longevity of your buildings.

BUSINESS SUPPORT

Burrow's can provide you with guidance and best practices to help ensure your building processes are optimized.

SMARTBUILD SOFTWARE

Take your business to the next level. Burrow's advanced design and estimating software is available to you as a dedicated ordering system. SmartBuild is tailored to fit your exact business, enabling you to respond quickly, accurately, and win more projects.

FINANCE OPTIONS

Your customers will have access to several financing options through financial institutions specializing in post-frame construction loans.



burrows-supply.com

PROUDLY SERVING:

Arkansas • Colorado • Illinois • Iowa • Kansas • Kentucky • Louisiana • Mississippi • Missouri
Nebraska • New Mexico • Oklahoma • South Dakota • Tennessee • Texas • Wyoming



BURROW'S
COMPLETE POST-FRAME SOLUTIONS

101 Leaning Tree Road, Fort Gibson, OK 74434 • 800.766.5793